

Portal Guide : <https://oklahoma.onlinetools.measuredprogress.org>
Portal Guides
Parent Portal Guide



Parent/Student Portal Help Guide

Parent + Portal

<https://okparentportal.emetric.net>

This document was created to help parents navigate the portal. Click on the sections below or scroll to the next page to see step-by-step instructions.

Getting Started
Resetting your Password

Testing History View
Detailed Test View

Getting Started




First time users will enter your student's Student ID and Date of Birth, then click **Go**.

If you are unsure of your student's Student ID, click on **Where's my Student ID?** for detailed help.

OKLAHOMA SCHOOL TESTING PROGRAM

Parent/Student Portal



First Time Users

Enter your student's STN and date of birth.

Student ID (STN):

Date of Birth:

Where's my Student ID?

Returning Users

Enter your student's STN and password.

Student ID (STN):

Password:

Forgot Password?

Getting Started




Enter your email address and create a password for accessing the portal.

To complete your registration, read the Privacy Agreement & check the box indicating that you have read and agree, then click **Register**.

OKLAHOMA SCHOOL TESTING PROGRAM

Parent/Student Portal



First Time Users

Enter an email and password to register. You will use the student's STN and password on subsequent logins.

Your Email:

Password:
at least 8 characters, 1 uppercase, 1 number, 1 lowercase, 1 special, at most 30 characters

I have read and agree to the privacy agreement.

[Sign Out](#)

Privacy Agreement

The Oklahoma Parent Portal provides secure, online access to a student's state assessment performance. The portal is intended for use by the student's parent(s) or legal guardian(s). Individuals under the age of 13 are not authorized to register for access to this portal.


- I verify that I am the parent or legal guardian of the child and I have legal authority to obtain my child's educational information.
- I certify that I will advise my student's school of any issues resulting in a need for change of access to student records. I also understand that the Oklahoma State Department of Education reserves the right to grant or deny

Getting Started



OKLAHOMA SCHOOL TESTING PROGRAM

Parent/Student Portal



First Time Users

Enter your student's STN and date of birth.

Student ID (STN):

Date of Birth:

Where's my Student ID?

Returning Users

Enter your student's STN and password.

Student ID (STN):

Password:

Forgot Password?

Returning users will enter your student's Student ID and the password created during registration, then click **Go**.

Resetting your Password



Returning Users

Enter your student's STN and password.

Student ID (STN):

Password:

Forgot Password?

If you forgot your password, click on **Forgot Password?**, enter your student's Student ID and your email, then click **Send Reset Email**.



Check your email and follow the link provided. You will be prompted to reset your password in the portal.

Reset Your Password

Enter your student's STN and the email address you registered with. A reset password link will be sent to the registered email.

Student ID (STN):

Your Email:

A password reset email has been sent to parent@emetric.net

Click **OK** when you receive the reset email confirmation message.

OKLAHOMA SCHOOL TESTING PROGRAM

Parent/Student Portal

Reset Your Password

Student ID (STN):

Password:
(at least 8 characters, 1 uppercase, 1 lowercase, 1 number, 1 special, at least 30 seconds)

Confirm Password:

Testing History View



OKLAHOMA SCHOOL TESTING PROGRAM

Parent/Student Portal



Welcome,
Georgia Edwards

Local ID: 90002

State ID: *****0001

[Sign Out](#)
[Update Email](#)

Test Date

Performance

Spring 2018 OSTP Grade 8 Mathematics	316	Advanced
Spring 2018 OSTP Grade 8 English Language Arts	309	Proficient
Spring 2018 OSTP Grade 8 Science	315	Proficient
Spring 2017 OSTP Grade 7 Mathematics	318	Proficient
Spring 2017 OSTP Grade 7 English Language Arts	316	Proficient

After logging in, you will arrive at your student's testing history page. This page will display your student's state testing results from 2017 and 2018.

To sign out of the portal or update your email address, click on the respective links.

For more information, click on a test.

To get more information about the Oklahoma School Testing Program, click on the link provided.



OKLAHOMA STATE DEPARTMENT OF
EDUCATION
— CHAMPION EXCELLENCE —

Joy Hofmelster
State Superintendent

Additional Resources and Information
Office of Assessment: (405) 521-3341
Special Education Services: (405) 521-3351
Office of Accountability: (405) 522-5169
Office of Instruction: (405) 522-3521

Visit the Oklahoma Department of Education at <http://www.sde.ok.gov>
Click on the Services tab and then on Assessment to access sample test questions, study materials, and practice test items.
Report cards for your student's school can be accessed from the Department of Education's home page.

Detailed Test View



OKLAHOMA SCHOOL TESTING PROGRAM

Parent/Student Portal



Georgia Edwards

« Back To Tests Sign Out

Local ID: 90002
Class: Teacher 1

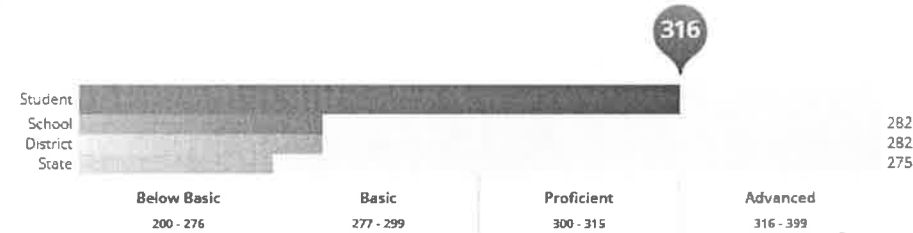
State ID: *****0001
School: Cyber MS

District: Cyber

Spring 2018 - OSTP Grade 8 Mathematics

Achievement Level Performance

Based on Oklahoma Performance Index (OPI)



Student's Performance Level: **ADVANCED**

Your student's OPI score on any one test provides an estimate of what he/she knows and is able to do. If tested again, your student would likely score in the range: 309-323.

Your student's Quantile Measure is 1250Q. More at <http://sde.ok.gov/sde/quantiles>

To return to the test history page, click **Back To Tests**.

On the detailed test view page you will see your student's Achievement Level Performance. This graph shows how your student performed compared to other students in their school, district and state.

For Mathematics, your student's Quantile Measure will be displayed. The Lexile Measure will be displayed when viewing English Language Arts. Both measures include links that provide additional information.

Detailed Test View



OKLAHOMA SCHOOL TESTING PROGRAM



Parent/Student Portal

As you scroll, you will see your student's Performance by Area along with each Reporting Category's description. This section shows if your student is Below, At/Near or Above Standard in each Reporting Category, indicated by a checkmark.

Performance by Area

2018 Area Performance	Below Standard	At/Near Standard	Above Standard
Number & Operations: How well does your student categorize, order, calculate and use a variety of number types (including very large and very small decimals, fractions, and integers), and how well can they incorporate these numbers into real world situations?			✓
Algebraic Reasoning: How well does your student represent and interpret real world and mathematical problems using equations, inequalities, and graphs?			✓
Geometry & Measurement: How well does your student use the Pythagorean Theorem to find the distance between two points and calculate the surface area/volume of rectangular prisms and cylinders?			✓
Data & Probability: How well does your student construct, interpret, and make predictions using scatterplots, lines of best fit, and experimental probabilities?		✓	




Next you will see your student's Performance Level compared to the percentage of students that scored in each Performance Level throughout the state.

The Performance Level Descriptors table provides a description for each Performance Level. Click on the tabs to transition through descriptions.


OKLAHOMA SCHOOL TESTING PROGRAM

Parent/Student Portal



Performance Levels of Students in the State

Your student's Performance Level is **ADVANCED**



Performance Level	Percentage
Below Basic	52%
Basic	28%
Proficient	10%
Advanced	10%

Performance Level Descriptors

Below Basic	Basic	Proficient	Advanced
52% of students	28% of students	10% of students	10% of students

Students demonstrate superior performance on challenging subject matter. In addition to demonstrating a broad and in-depth understanding and application of all skills at the Proficient level, students scoring at the Advanced level typically generate, simplify, and evaluate complex equivalent expressions. Students make connections between volume and surface area to solve problems involving solids and compare the volume and surface area of different solids. Students describe the impact on central tendencies of a data set with multiple outliers and when inserting or deleting multiple data points. Students solve complex and non-routine real-world problems, draw logical conclusions and justify solutions.


Detailed Test View



At the bottom of your student's detailed test results you will find resources for additional information as well as a Glossary of Terms to help you when viewing your student's test results.



Use your browser's functionality to print any of the pages within the Parent/Student Portal.



**OKLAHOMA STATE DEPARTMENT OF
EDUCATION**
— CHAMPION EXCELLENCE —

Joy Hofmeister
State Superintendent

Additional Resources and Information
Office of Assessment: (405) 521-3341
Special Education Services: (405) 521-3351
Office of Accountability: (405) 522-5169
Office of Instruction: (405) 522-3521

Visit the Oklahoma Department of Education at <http://www.sde.ok.gov>
Click on the Services tab and then on Assessment to access sample test questions, study materials, and practice test items. Report cards for your student's school can be accessed from the Department of Education's home page.

The National Assessment for Educational Progress (NAEP), also known as the "Nation's Report Card," is the leading national assessment of what America's students know and can do in Reading, Mathematics, and several other academic subjects. Further information for parents is available on the NAEP Web site at <http://nces.ed.gov/nationsreportcard/parents>.

Purpose of the Oklahoma School Testing Program
To obtain information about the performance of Oklahoma students to ensure they meet high standards and to evaluate the implementation of the Oklahoma Academic Standards. The OSTP is a standards-based assessment.

GLOSSARY OF TERMS

OPI Score	The Oklahoma Performance Index (OPI) is a scaled score used to place students into one of the four performance levels.
Performance Level	Different ranges of OPI Scores define the four levels of performance: Advanced, Proficient, Basic, and Below Basic.
Proficient	Students who score 300 (Proficient) or above on Math, Science or ELA are considered to be on track for college and career readiness.

IMPORTANT: The Performance Level indicates the student can perform the majority of what is described for that level and even more of what is described for the levels below. The student may also be capable of performing some of what is described in the next level, but not enough to have reached the level. A description of each Performance Level is presented above.